


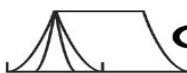








**Q3 Fill the correct blend sounds.**

|  |                      |  |                      |
|--|----------------------|--|----------------------|
|  gi | <input type="text"/> |  la | <input type="text"/> |
|  ha | <input type="text"/> |  ca | <input type="text"/> |
|  a  | <input type="text"/> |  ne | <input type="text"/> |
|  me | <input type="text"/> |  de | <input type="text"/> |

|    |    |    |    |
|----|----|----|----|
| lt | nt | nd | mp |
| sk | st | mp | ft |

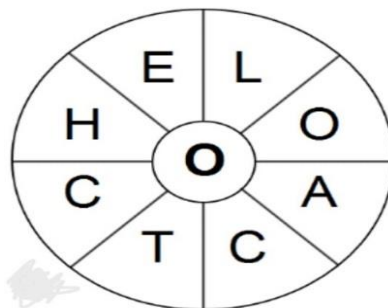
**Q4. Write G20 countries names in an alphabetical order.**

| <b>Names of Countries</b> | <b>Arrange In Alphabetical Order</b> |
|---------------------------|--------------------------------------|
| <b>EU</b>                 |                                      |
| <b>Japan</b>              |                                      |
| <b>France</b>             |                                      |
| <b>Mexico</b>             |                                      |
| <b>Australia</b>          |                                      |
| <b>Russia</b>             |                                      |
| <b>Brazil</b>             |                                      |
| <b>India</b>              |                                      |

Q5 Make the compound words for each pair of pictures.







Q6 Create 10 new words with the help of word wheel.



\_\_\_\_\_

\_\_\_\_\_

**Q7 Match the countries with their flags.**

|           |   |
|-----------|---|
| a) France |   |
| b) Japan  |    |
| c) China  |   |
| d) India  |   |
| e) USA    |  |

**Q8 Write 2 words for each blend sounds:-**

1. **sh** - \_\_\_\_\_

2. **ch** - \_\_\_\_\_

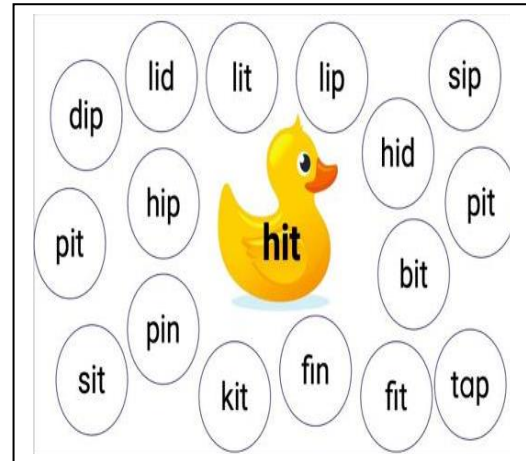

3. **ee** - \_\_\_\_\_

4. **oo** - \_\_\_\_\_


5. **gr** - \_\_\_\_\_

6. **tr** - \_\_\_\_\_

**Q9 Colour the bubbles that rhyme with the word in the center.**



**Q10 Look at the picture and answer the questions:-**



1. Who is on the slide? \_\_\_\_\_
2. Who is riding a bicycle? \_\_\_\_\_.
3. What is Varun playing with? \_\_\_\_\_.
4. What is Rashmi doing? \_\_\_\_\_.
5. What is the name of the dog? \_\_\_\_\_.

**Note: Do pages 20 to 25 in cursive writing book.**

EVS

Q1

Myself!



My name is \_\_\_\_\_.

I am a  

I am \_\_\_\_ years old.  
(Color the number of candles)

My birthday is on \_\_\_\_\_.

My favourite color is \_\_\_\_\_  
(color the circle)





Q2. Fill in the blanks with the help of the pictures given below.

1. Teeth of a \_\_\_\_\_



2. Eye of a \_\_\_\_\_



3. Legs of a \_\_\_\_\_



4. Hands of a \_\_\_\_\_



5. Hair of a \_\_\_\_\_



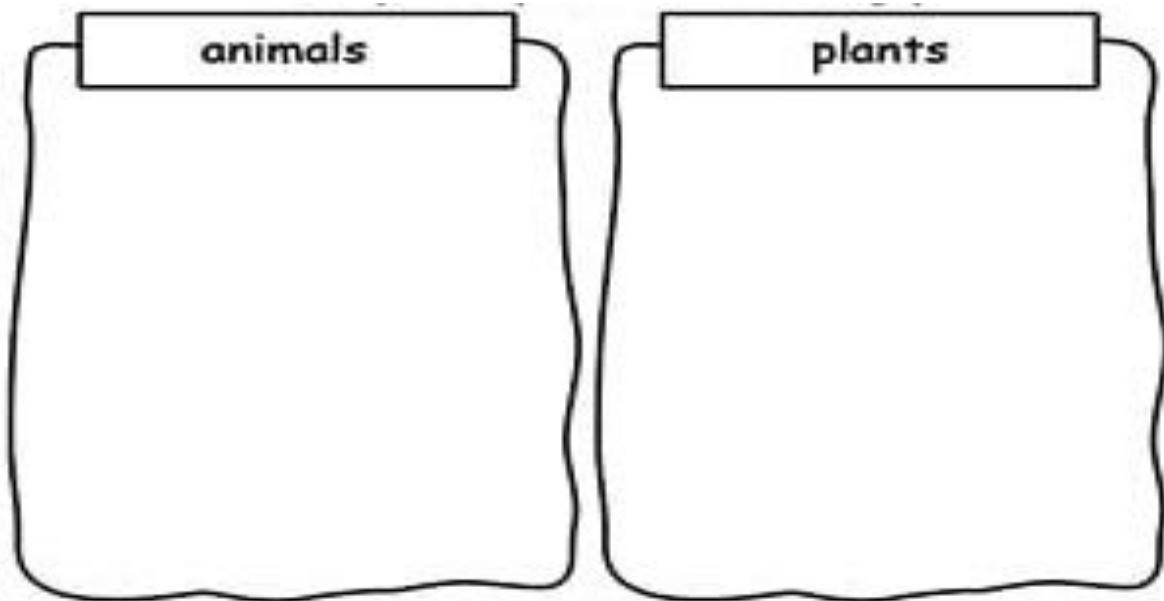
**Q3 Match G20 Countries names with their monuments.**

|                 |  |
|-----------------|--|
| a) USA          |  <p>Brandenburg Gate</p>    |
| b) India        |  <p>Tower Bridge</p>        |
| c) Germany      |  <p>Voortrekker</p>         |
| d) UK           |  <p>Statue of Liberty</p> |
| e) South Africa |  <p>India Gate</p>        |

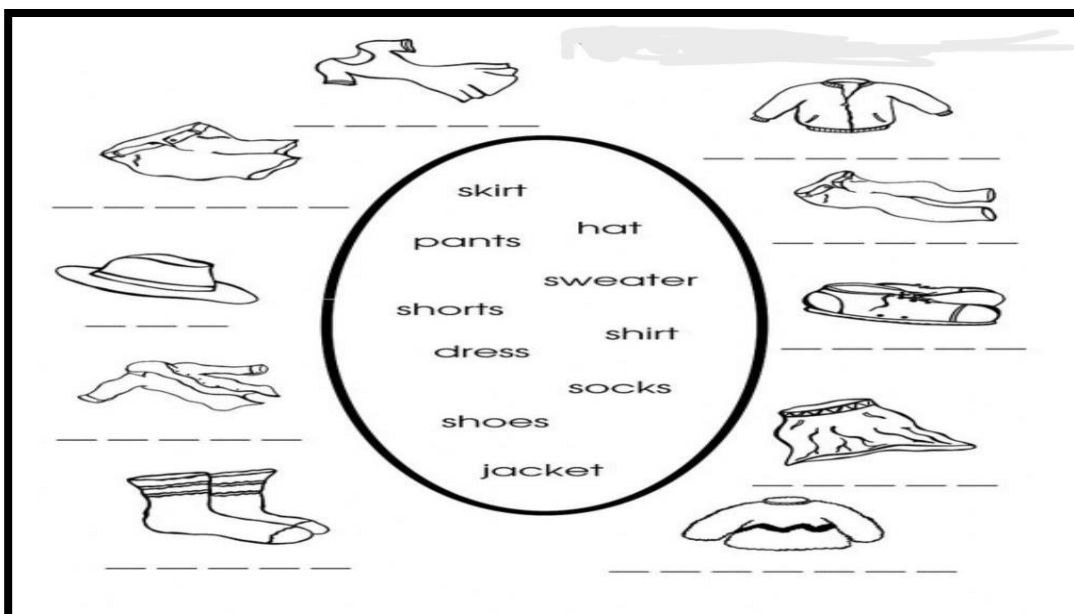
**Q4 Celebrate International Yoga Day On June 21 ,2023 with your family members by doing different animal yoga poses. Click the beautiful photographs and prepare the collage for sharing.**



**Q5 Paste or draw the things we get from :-**



**Q6 Fill in the blanks.**





**Q7. Paste any 10 countries ( National Animal ) of G20 and make a collage on A4 size sheet.**

**Q8. Let's plan a surprise for father on the occasion of Father's day. Take help from your mother while preparing this activity. For activity for DAD..... make a watermelon popsicles ( chuski)**

**Ingredients are given below:**

- 1 glass watermelon juice
- 1/2 (half) lemon juice
- Sugar (according to the taste)

**How to make watermelon popsicles**

- Remove seeds from the watermelon and grind it to extract its juice and sieve it .**
- Add lemon juice to it and mix well.**
- Add sugar powder.**
- Mix and pour in moulds.**
- Freeze it for atleast 3 hours and it is ready.**

➤ **Enjoy the mouth watering chuski with your DAD and click a photograph and share with me.**

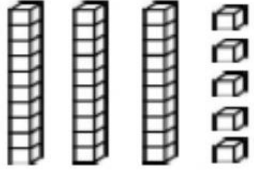
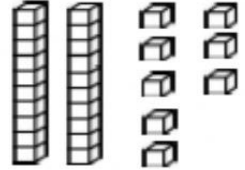
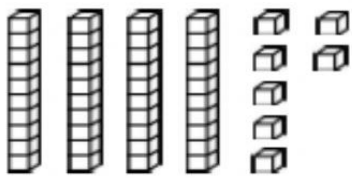
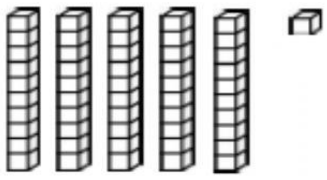


## Maths

**Q1. Write the numeral and number names.**

| Tens + Ones | Numerals | Number Names |
|-------------|----------|--------------|
| 11 + 1      |          |              |
| 10 + 4      |          |              |
| 8 + 5       |          |              |
| 9 + 10      |          |              |

**Q2. Count and write.**

|   |  |
|---|--|
| <br>___ tens ___ ones<br>___ + ___ = ___   | <br>___ tens ___ ones<br>___ + ___ = ___   |
| <br>___ tens ___ ones<br>___ + ___ = ___ | <br>___ tens ___ ones<br>___ + ___ = ___ |

**Q3 Fill the missing numbers.**

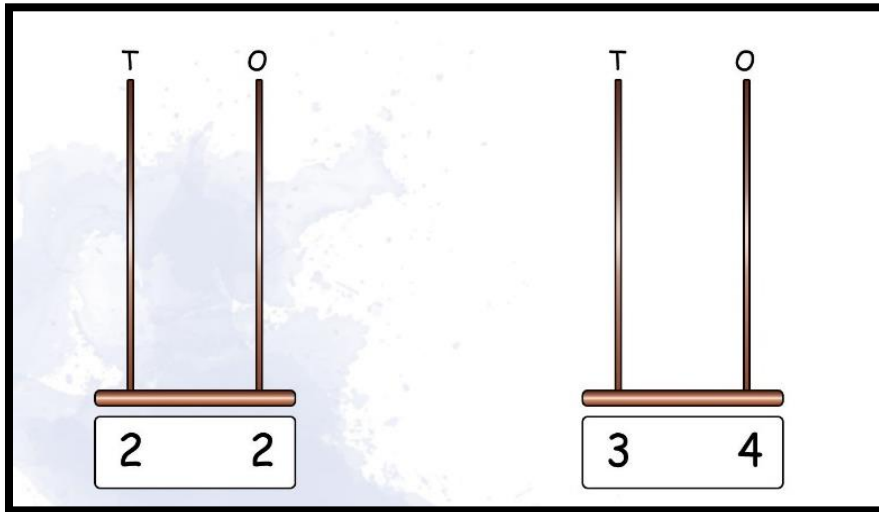
|    |  |    |  |    |  |  |
|----|--|----|--|----|--|--|
| 24 |  | 26 |  | 28 |  |  |
|----|--|----|--|----|--|--|

|  |    |  |    |  |    |  |
|--|----|--|----|--|----|--|
|  | 47 |  | 49 |  | 51 |  |
|--|----|--|----|--|----|--|




|    |  |  |    |  |  |    |
|----|--|--|----|--|--|----|
| 74 |  |  | 77 |  |  | 80 |
|----|--|--|----|--|--|----|

|  |    |  |  |    |  |  |
|--|----|--|--|----|--|--|
|  | 20 |  |  | 23 |  |  |
|--|----|--|--|----|--|--|


Q4 Draw the beads on the Abacus for the given number.



Q5 Put the sign  $>$ ,  $<$  or  $=$ .

| $>$ is greater than<br> | $=$ is equal to<br> | $<$ is less than<br> |
|--|--|---|
| 2 ○ 1  | 4 ○ 9  | 3 ○ 3   |
| 10 ○ 5   | 7 ○ 6  | 8 ○ 2   |
| 9 ○ 9  | 1 ○ 3  | 2 ○ 1   |


Q6 Join the dots and colour the picture beautifully.




Q7 Count, write the number names and colour the picture beautifully.

|  |                      |  |  |  |                      |  |
|--|----------------------|--|--|--|----------------------|--|
|  | <input type="text"/> |  |  |  | <input type="text"/> |  |
|  | <input type="text"/> |  |  |  | <input type="text"/> |  |
|  | <input type="text"/> |  |  |  | <input type="text"/> |  |
|  | <input type="text"/> |  |  |  | <input type="text"/> |  |
|  | <input type="text"/> |  |  |  | <input type="text"/> |  |
|  | <input type="text"/> |  |  |  | <input type="text"/> |  |
|  | <input type="text"/> |  |  |  | <input type="text"/> |  |

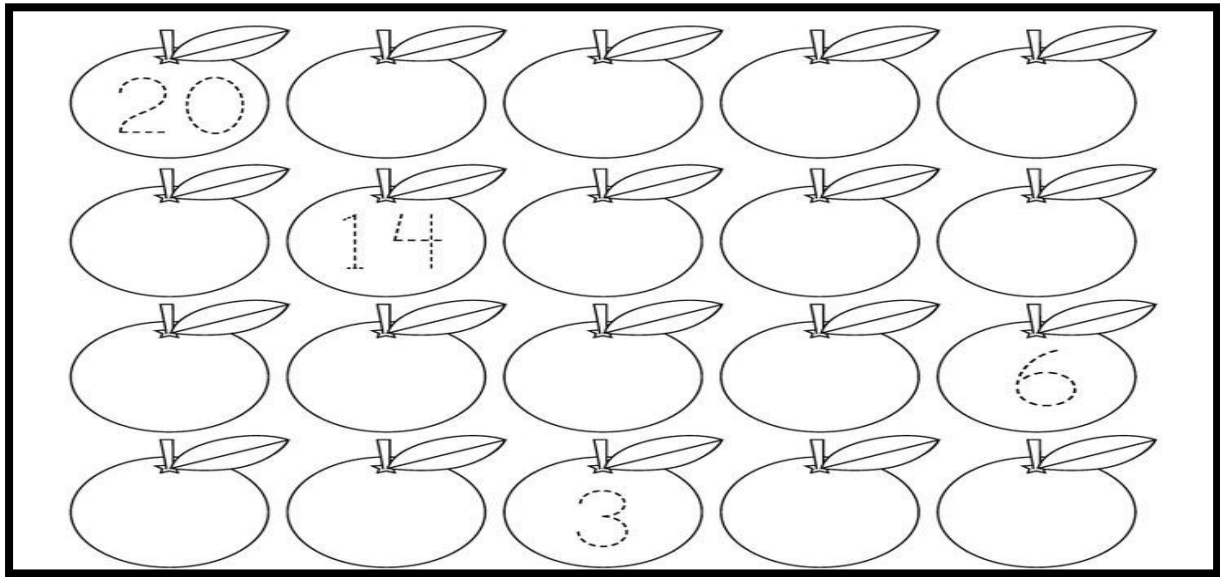
**Q8 Count the shapes and colour the picture.**



**Q9. Trace and colour the pattern that comes next.**











Q10 Trace and complete the back counting 20 to 1.











Q11. Fill in the blanks.

| AFTER                          | BEFORE                         | BETWEEN                        |
|--------------------------------|--------------------------------|--------------------------------|
| 11 12 <input type="checkbox"/> | <input type="checkbox"/> 19 20 | 17 <input type="checkbox"/> 19 |
| 18 19 <input type="checkbox"/> | <input type="checkbox"/> 16 17 | 15 <input type="checkbox"/> 17 |
| 14 15 <input type="checkbox"/> | <input type="checkbox"/> 14 15 | 13 <input type="checkbox"/> 15 |
| 13 14 <input type="checkbox"/> | <input type="checkbox"/> 18 19 | 16 <input type="checkbox"/> 18 |
| 16 17 <input type="checkbox"/> | <input type="checkbox"/> 17 18 | 18 <input type="checkbox"/> 20 |
| 17 18 <input type="checkbox"/> | <input type="checkbox"/> 15 16 | 14 <input type="checkbox"/> 16 |
| 15 16 <input type="checkbox"/> | <input type="checkbox"/> 11 12 | 12 <input type="checkbox"/> 14 |

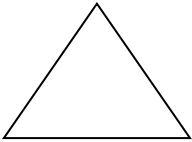
Q12 Arrange the numbers in ascending order.

|            |   |  |   |   |
|------------|---|--|---|---|
| 9, 1, 3, 6 |  |  |  |  |
| 2, 9, 8, 4 |  |  |  |  |

Q13 Arrange the numbers in descending order.

|             |   |  |   |   |
|-------------|---|--|---|---|
| 6, 5, 2, 9  |   |   |   |   |
| 1, 4, 10, 7 |  |  |  |  |

Q14. Paste or draw pictures related to the given shapes.


|   |  |  |
|---|--|--|
|  |  |  |
|  |  |  |
|  |  |  |

|   |  |  |
|---|--|--|
| <div style="border: 1px solid black; width: 50px; height: 50px; margin: 0 auto;"></div> |  |  |
|---|--|--|

**Q15. Count the letters of each G20 Countries and write number and number names for the given number.**

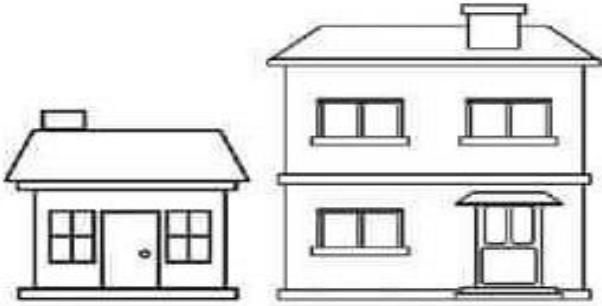
| Country Name | Number of Letters | Numbers Names |
|--------------|-------------------|---------------|
| INDIA        |                   |               |
| USA          |                   |               |
| MEXICO       |                   |               |
| UK           |                   |               |
| CANADA       |                   |               |
| AUSTRALIA    |                   |               |
| SOUTH AFRICA |                   |               |
| ITALY        |                   |               |
| SOUTH KOREA  |                   |               |

**Q16. Make a LOGO on A4 size sheet of G20 by pasting flags of the different countries participating in G20.**

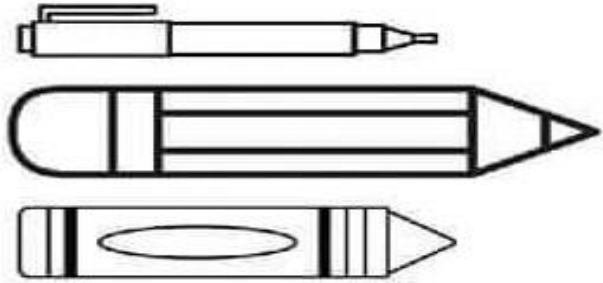





Q17 Colour the pictures.



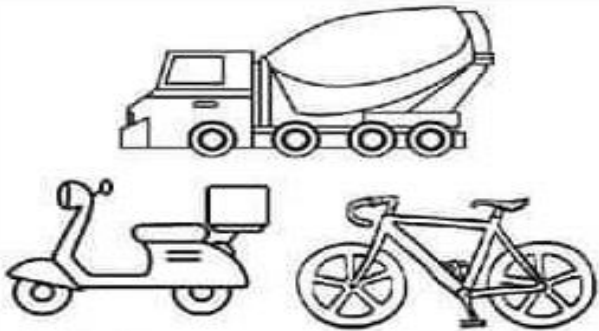
Which house is taller ?




Which item is the longest?



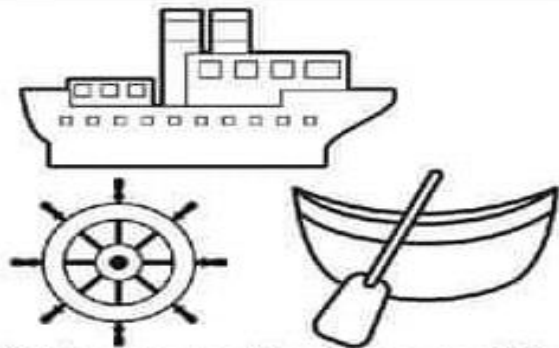
Which one is the biggest?



Which one is the lightest?



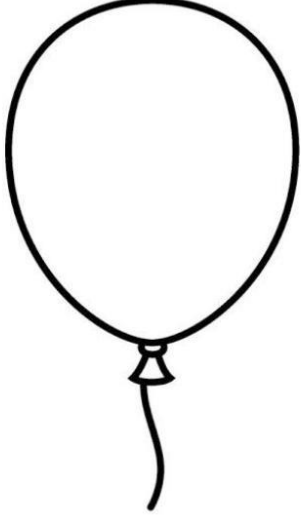
Which one is the shortest?



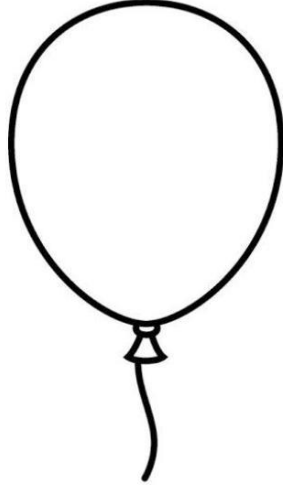
Which one is the heaviest?

## HINDI

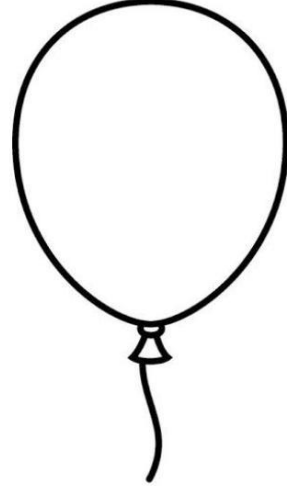
1. गुब्बारों में रंगों के नामों के अनुसार रंग भरो ।



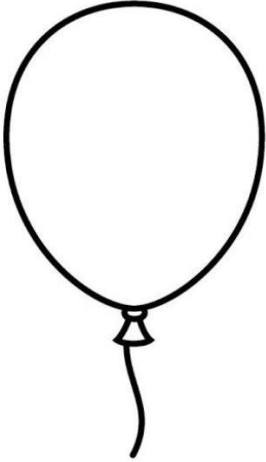
लाल



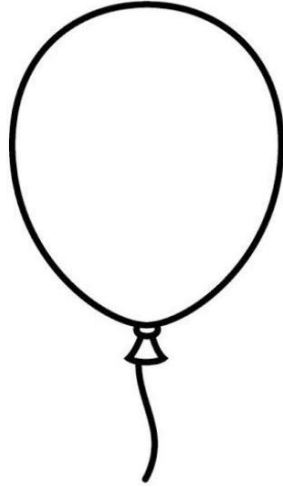
पीला



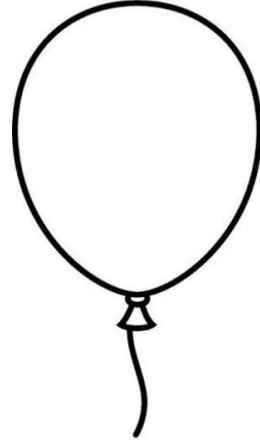
काला



नीला


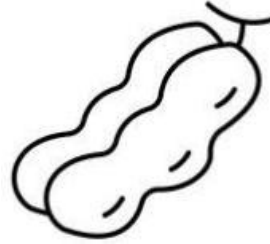





हरा



गुलाबी

2. चित्र देखकर शब्द लिखिए और रंग भरिए ।

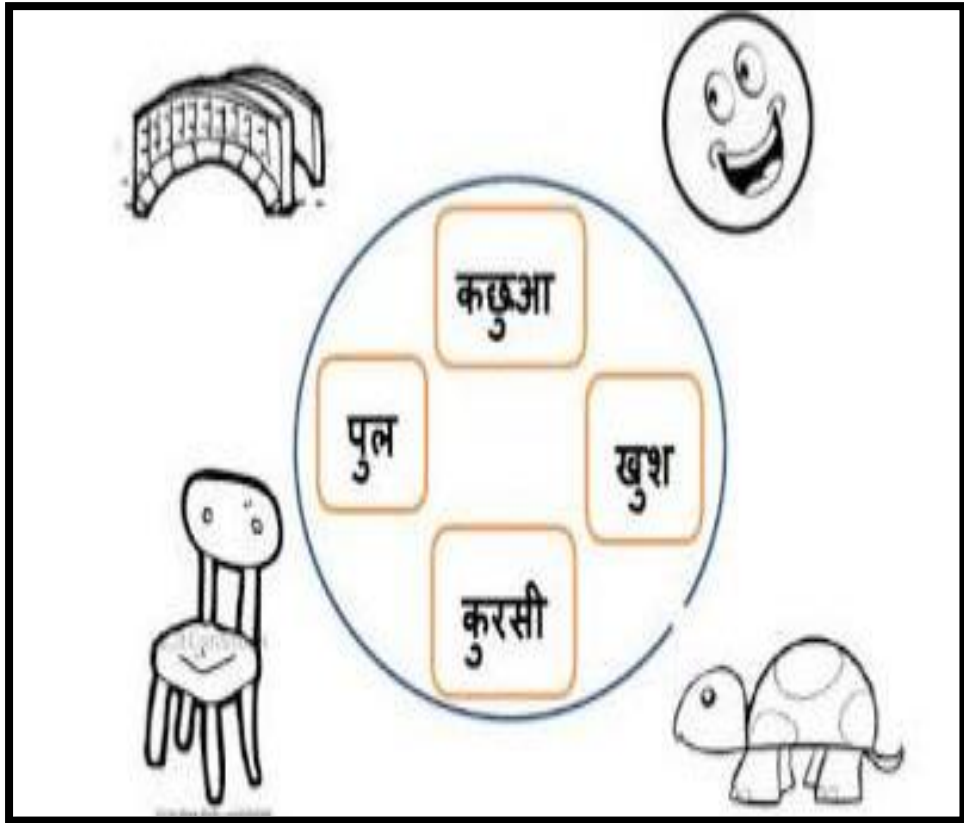


3. वर्ग पहली में अ/ आ/ इ/ ई की मात्रा के शब्द ढूँढकर उन पर गोला लगाइए।

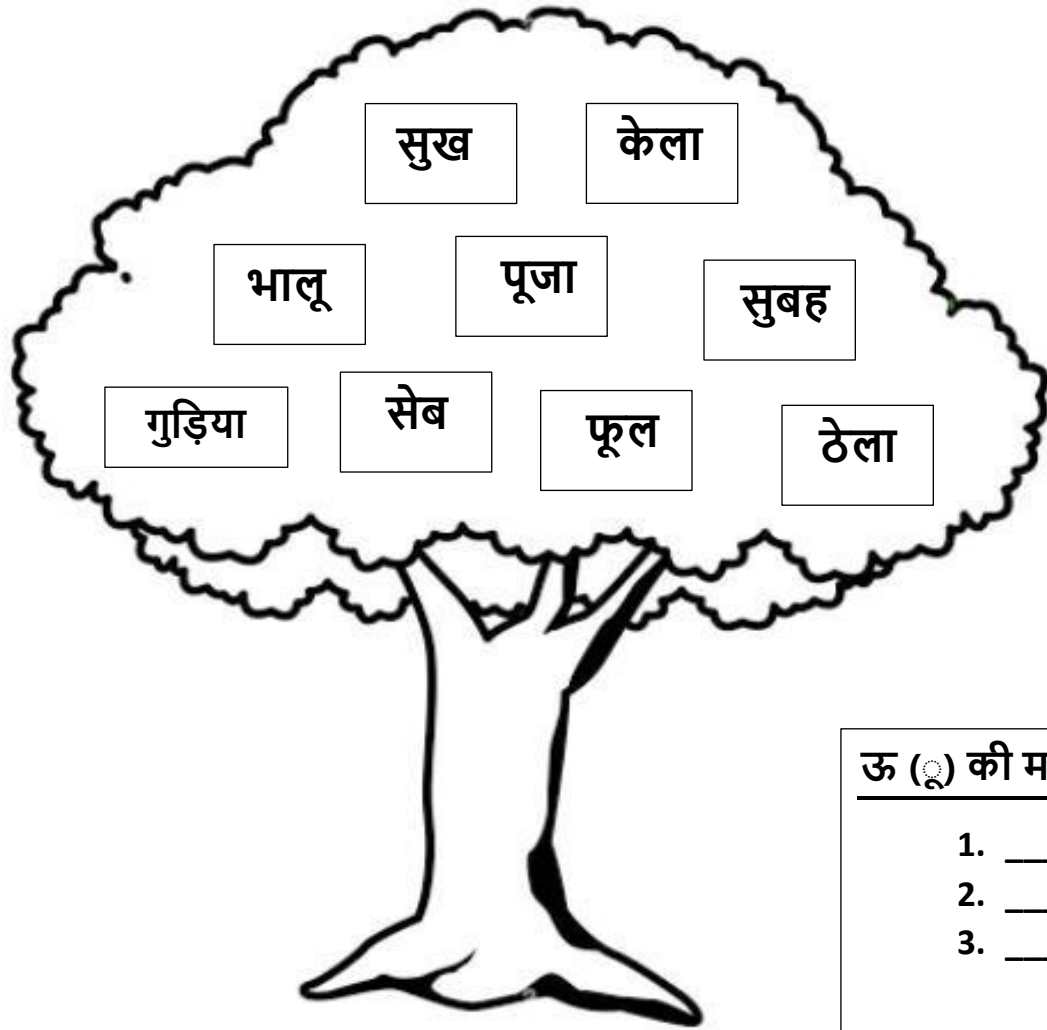
|     |    |    |    |    |
|-----|----|----|----|----|
| न   | ल  | म  | छ  | ली |
| ग   | सी | क  | म  | ल  |
| आ   | म  | ना | का | प  |
| दी  | प  | क  | स  | ह  |
| ला  | ल  | गी | छा | ता |
| प   | पी | ता | ही | ली |
| ड़ि | प  | गी | नी | ला |

4. चिकनी मिट्टी या आटे (गूँथा हुए आटे) की सहायता से अपनी पसंद के दो फल और दो सब्जियाँ बनाइए और उनमें रंग करें।

5. रेखा खींचकर शब्दों को चित्रों से मिलाओ।



6. पेड़ पर लटके शब्द चुनकर उचित स्थान पर लिखो और पेड़ पर रंग भरो ।



ऊ (ू) की मात्रा वाले शब्द

1. \_\_\_\_\_

2. \_\_\_\_\_

3. \_\_\_\_\_

\_\_\_\_\_

उ (ु) की मात्रा वाले शब्द

1. \_\_\_\_\_

2. \_\_\_\_\_

3. \_\_\_\_\_

\_\_\_\_\_

ए (े) की मात्रा वाले शब्द

1. \_\_\_\_\_

2. \_\_\_\_\_

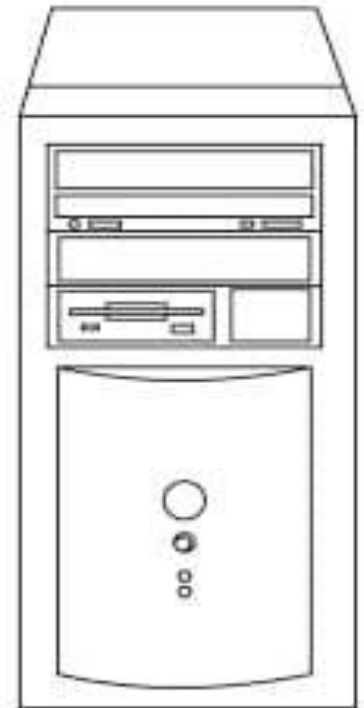
3. \_\_\_\_\_

\_\_\_\_\_

• सुलेख सबोध में पेज 15, 16 और 17 करें।

# COMPUTER

- COLOUR AND NAME THE PART OF THE COMPUTER.



## Art holidays homework

These pages you have to do in your Art book.

- Book Page no.9 (ice cream stick Monster)
- Book Page no.10 (Coconut tree)
- Book Page no.30 (Cut and flip)
- Book Page no.35 (Easter eggs)

